



Flowline-X 850N Professional Stabilizer

(FLCM-FLN-850N)



All rights reserved.

No part of this document may be reproduced, stored in a retrieval system, or transmitted by any form or by any means, electronic, mechanical, photocopying, recording, or otherwise, except as may be expressly permitted by the applicable copyright statutes or in writing by the Publisher.

INTRODUCTION

The Flycam Flowline-X 850N Professional Stabilizing System is a body-worn support system designed for cameras rigs between 2kg to 17kg. The versatile system ensures smoothness in your shots by controlling vibrations which come from walking or running. Ergonomically designed Flowline works by using a suspension line to support the weight of the gimbal rig, taking the load off of your shoulder, neck, and arm muscles, and distributing it across your torso. The tension line is adjustable by turning a screw in the back, letting you dial in the appropriate amount of tension for your rig. It gives you the speed and mobility of a handheld camera, while still achieving steady shots from the shoulder, the hip, or knee level.

WHAT'S IN THE BOX

Please inspect the contents of your shipped package to ensure you have received all that is pictured and listed below.



- You will receive Flycam Flowline packed in bag. Open the bag and take out the Flycam Flowline.



SPECIFICATION

Product Name	Flowline-X 850N
Product Weight (Without Paking)	5.9Kg/13 lbs
Height Mounted	112 cm (44")
Load Capacity	2-17kg/4.4-37.4lb
Suspension line length	107 cm (42")
Top Bar Length	560mm
Folded	60 cm (23.6")
Vest Adjustment	30" to 52"


ASSEMBLING OF YOUR FLYCAM FLOWLINE CAMERA SUPPORT

NOTE: It is recommended to attach the minimum required weight (2kg / 4.4lb) for pulling down the balancing rope to ensure proper operation of your Flycam Flowline system.

- Join section 1 of support bar to section 2 with simple push-fit technique.



- Wear support jacket and tighten the buckles provided at the waist and at the chest and adjust as per your convenience.


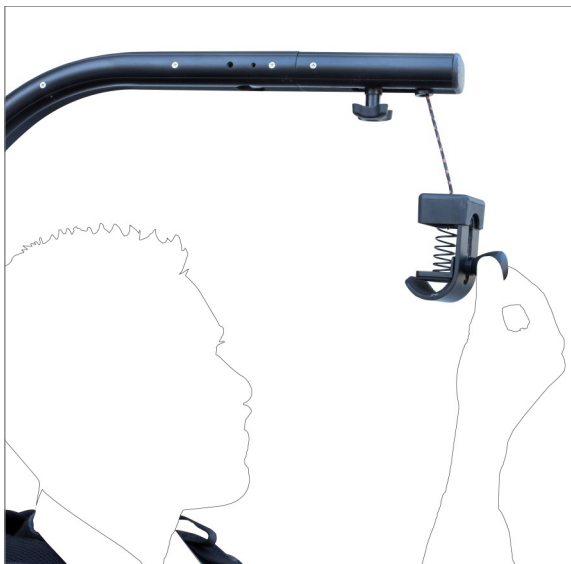


- By adjusting side support, you will move the weight on your hips.




- Loosen the knob of Hook and attach the camera to it. Tighten with provided knob to ensure slip free connection.

Note: Leave a gap of approx. 2cm (1 inch) between the camera and the support arm



NOTE: Loosen the four knobs provided on the back of support jacket for height adjustment of support bar.



**YOUR FLYCAM FLOWLINE-X 850N PROFESSIONAL STABILIZER
ALL DRESSED UP AND READY TO GO**



(SHOWN WITH OPTIONAL (ACCESSORIES))

WARRANTY

We offer a one year warranty for our products. For mechanical products we provide a 6 month warranty & for electronic products we provide a 3 month warranty from the date of purchase.

We will repair or replace your product, free of charge, in the event of a defect in materials or craftsmanship obtained during normal use or handling based on the user manual. Please note that we will not cover any shipping costs for returning the product to us. If any VAT or import duties are to the return, we will also charge these costs to the customer.

The warranty does not include, by the way of example, damage caused by products that we do not supply or from mishandling in transit, accident, misuse, neglect, lack of care of the product, or service by anyone other than our company.

We are not liable for incidental or consequential damages resulting from the use of the unit or occurring due to any breach of this warranty.

Replacement parts of the product will be provided at nominal cost (covering the cost price of the replacement parts only) to the customers after the Warranty Period has expired. We will cover the complete cost of sending replacement parts within the warranty period. After that, Nominal cost of the product & Actual shipping cost will be charged.

Do not send the unit to us without first getting a response and getting the approval to send back the item.

In case of any kind of dissatisfaction, we urge you to Contact us immediately and we shall do our best to help you out.

For any other assistance you can reach us via email.